



a brand of Wizelabs Pvt Ltd

SMART HOME AUTOMATION RANGE

**WI-FI
BLUETOOTH
4G-LTE**

Includes Android Mobile Application
Alexa and Google Home Integration.

Make In India




**OEM/ODM
Facility
Available.**



Scan the QR Code
to browse our website

+91 8700 440 334 | C-803, NOIDA ONE
SECTOR-62, NOIDA, UP - 201309
WWW.LIVWIZE.COM



Smart Wi-Fi Plug

- Wifi & Bluetooth Enabled
- Easy Configuration
- 16A Max / 3.3 KW
- Flameproof PC Enclosure
- Accurate Energy Parameters
 - Voltage
 - Current
 - Real Power
 - Apparant Power
 - Power Factor
 - Energy Consumption
- In Built RTC
- Schedule On/Off your Appliances
- EMI/EMC Compliant
- Over Voltage, Over Current, Surge Protections
- Offline Data Storage
- Suitable for Gyeser, Motors, ACs & Heaters



Smart Switches

Available in:

- 2 Switch
- 4 Switch
- 6 Switch
- 8 Switch

Features :

- Wifi & Bluetooth Enabled
- Easy Configuration
- 4A Max / 1KW per node
- Flameproof PC Enclosure
- Schedule On/Off your Appliances
- EMI/EMC Compliant
- Over Voltage, Over Current, Surge Protections
- Offline Data Storage
- Suitable for Light Loads like Lights & Fans



Energy Saving

Motion Detector Sensor

Saves Energy by Switching Light connected to it on detecting motion around it.

- Automatic Switching (No Wifi/Bluetooth Required)
- Can Connect to Wifi / Bluetooth for further Automation
- Easy Configuration
- Max Rating : 5A / 1.5KW
- Flameproof PC Enclosure
- EMI/EMC Compliant
- Over Voltage, Over Current, Surge Protections
- Offline Data Storage
- Suitable for Outdoor Lights, Washrooms & Staircases



Indoor Air Quality

Monitor



Monitors

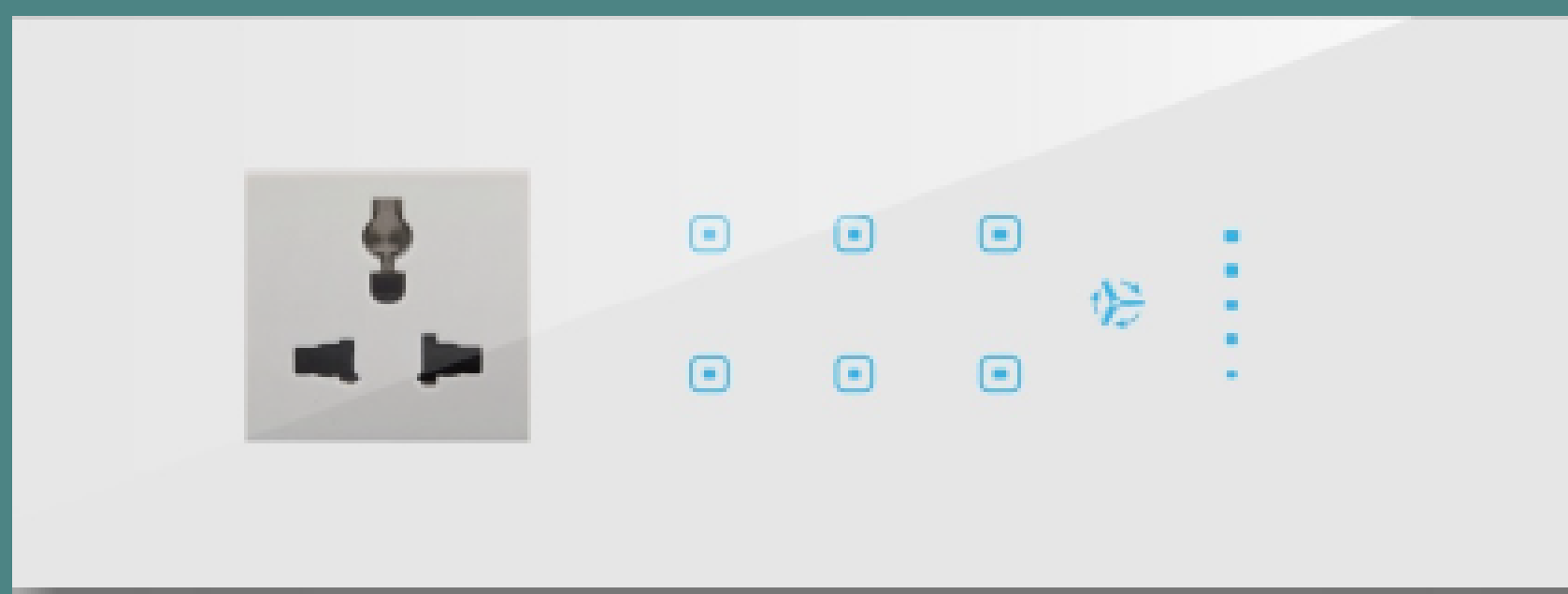

- Air Qaulity Index
- CO2 Level
- VOC
- Temperature
- Relative Humidity
- Pressure
- Gas

Feature

- Self Calibrated
- Wi-fi & Bluetooth Enabled
- With/without OLED Display
- Configurable data frequency
- Input Adaptor DC 5-12V
- Offline Data Storage (upto 6months)
- Inbuilt RTC for real time logging

Smart Touch Plate (6N)

- Wifi & Bluetooth Enabled
- Easy Configuration
- Comes with 6A Socket
- Control
 - 4 Lights loads(Lights/Fans)
 - 1 Socket (6Amp)
 - Control 1 Fan Speed
- Max Rating : 4A/1KW per Node
- Schedule On/Off your Lights & Fans
- EMI/EMC Compliant
- Over Voltage, Over Current, Surge Protections
- Offline Data Storage
- Suitable for Indoor Installations

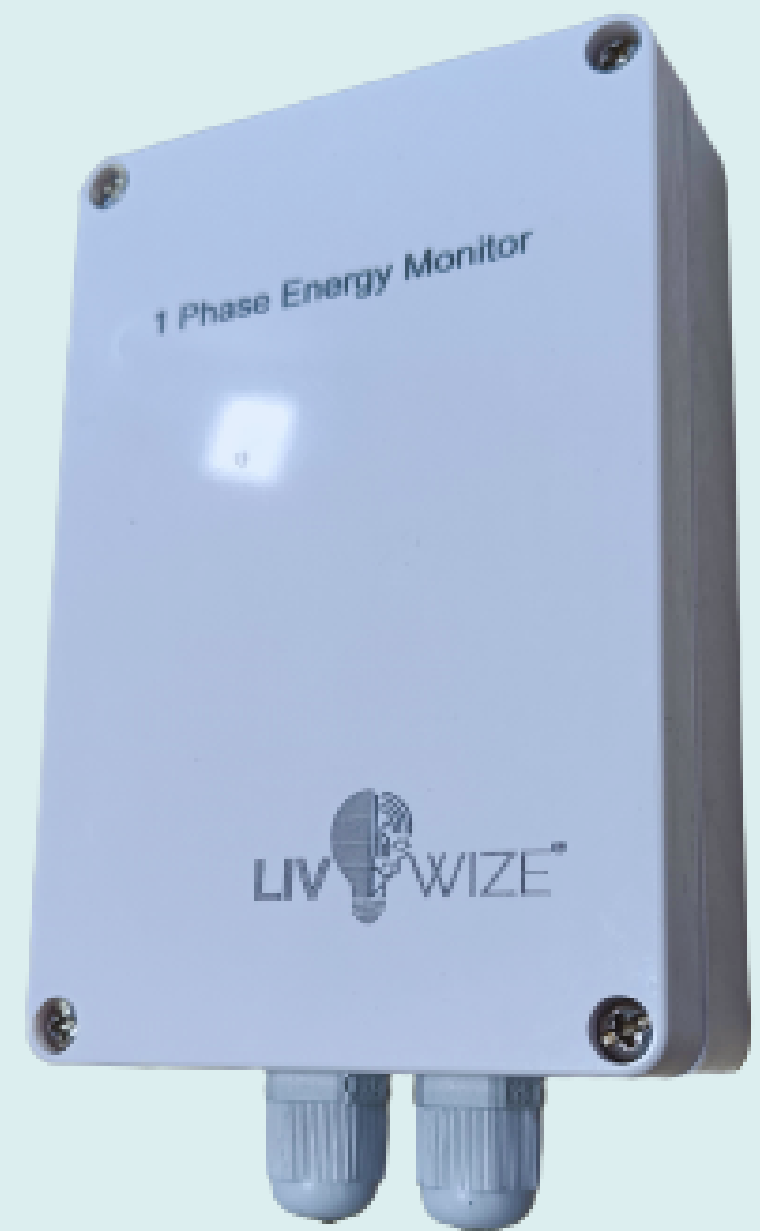


Smart Extension (4N)

- Wifi & Bluetooth Enabled
- Easy Configuration
- Max Rating : 6A Max / 1.5KW
- Flameproof PC Enclosure
- Schedule On/Off your Appliances
- EMI/EMC Compliant
- Over Voltage, Over Current, Surge Protections
- Offline Data Storage

Single Phase Energy Meter & Control

- Wi-Fi & Bluetooth Enabled
- Accuracy of Class 1 Metering
- Configurable data frequency
- With/Without OLED Display
- IC Based Metering
- Control/Schedule to Switch ON/OFF
- Upto 20 Amps
- Alert notifications at set value (Configurable)
- Track and analyze Energy usage
- Helps to save Electricity up to 20%
- Offline Data Storage (up to 3months)
- Web Dashboard with 2 year data retention
- Inbuilt RTC
- Finds use in Homes, Hostels, Hotels, Offices, Energy Renting and Sub-Metering



3 Phase Energy Monitor



- Accuracy of Class 1 Metering
- Configurable data frequency
- Calibrated to Clamp CTs
- Up to 200Amps per phase
- Industrial Grade DIN Rail Enclosure
- Alert notifications at set value (Configurable)
- Track and analyze Energy usage
- Helps to save Electricity up to 20%
- Offline Data Storage (up to 3months)
- Web Dashboard with 2 year data retention
- Inbuilt RTC
- Finds use in Homes, Hostels, Hotels, offices, Energy Renting and Sub-Metering